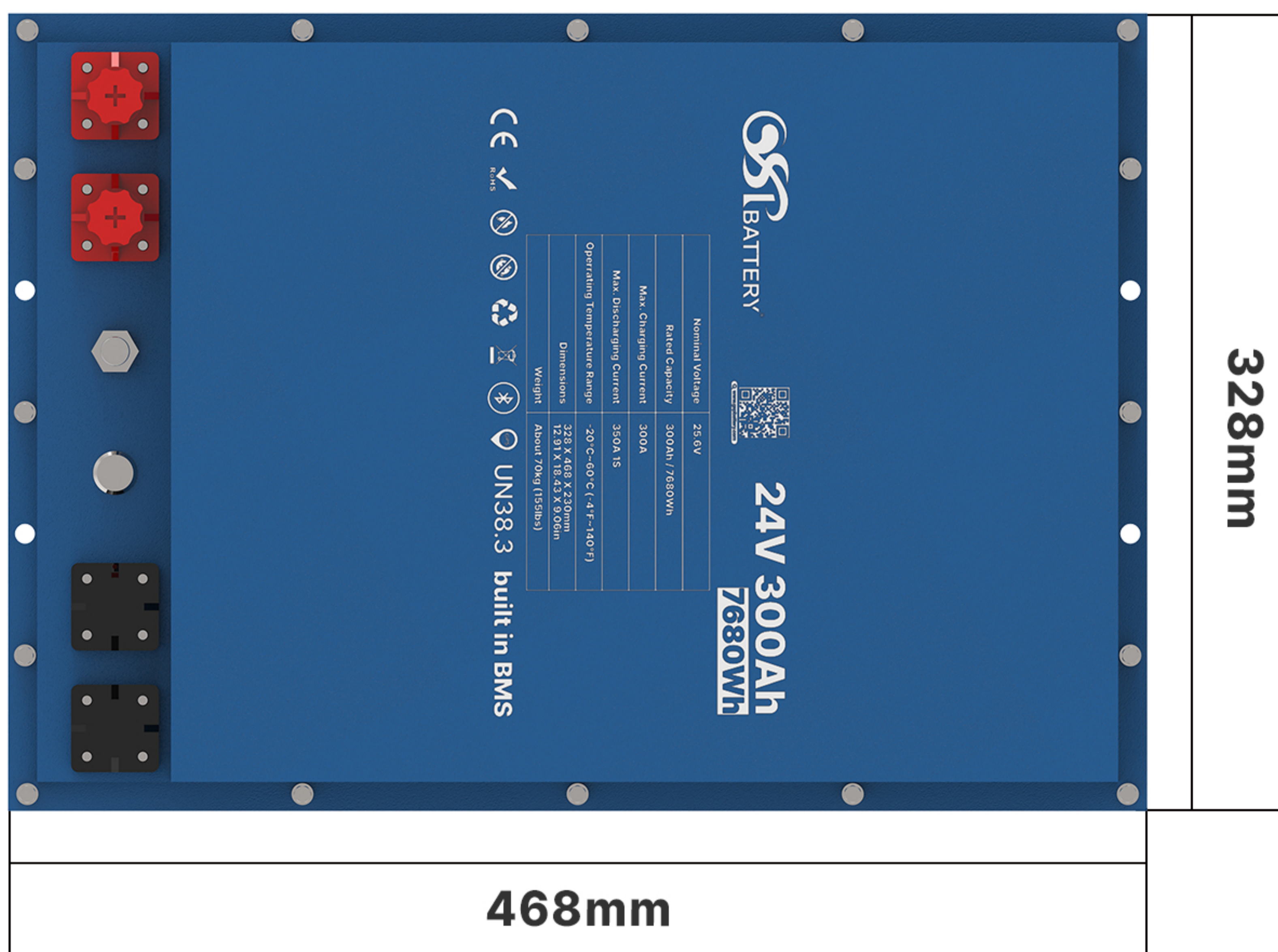
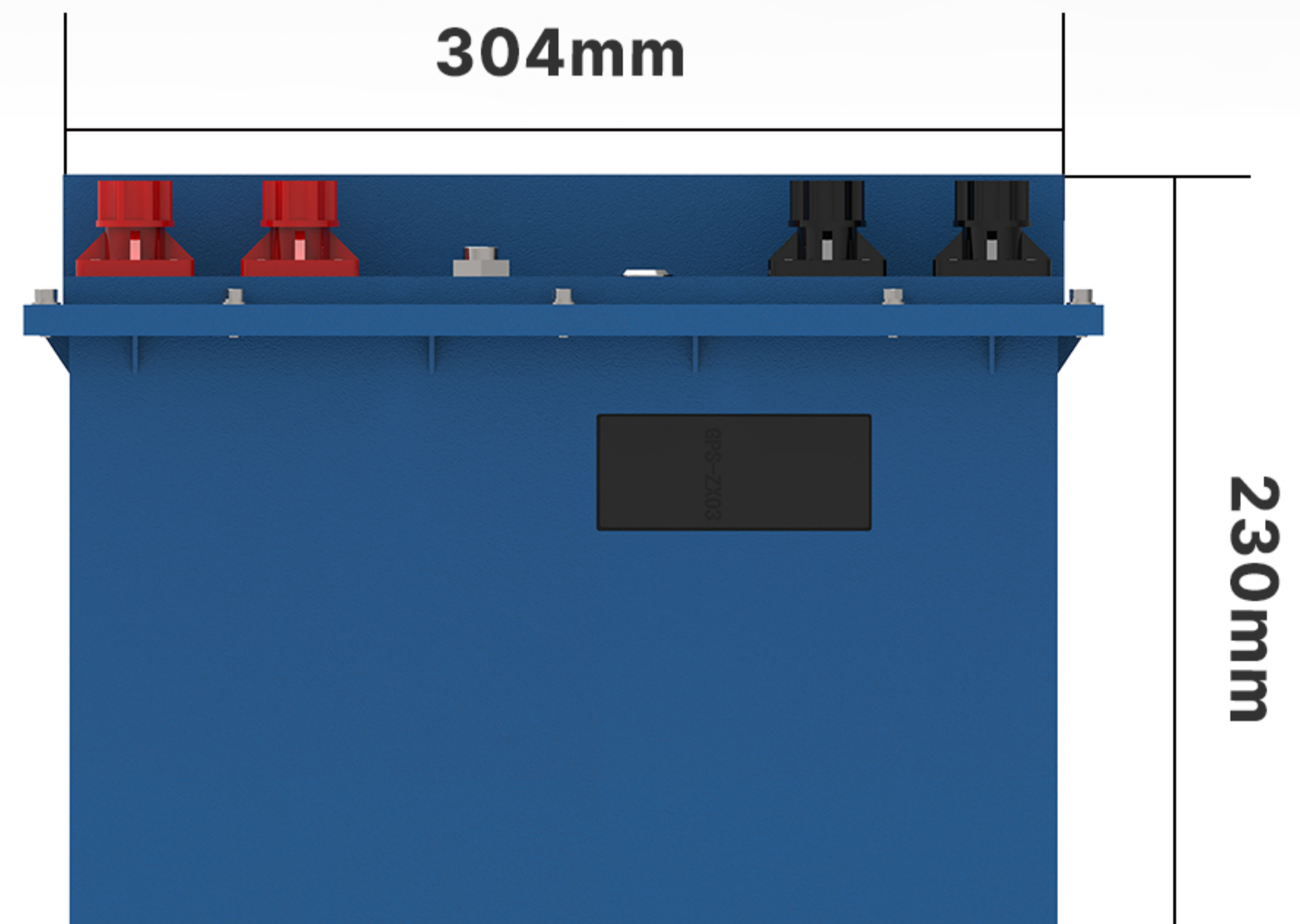
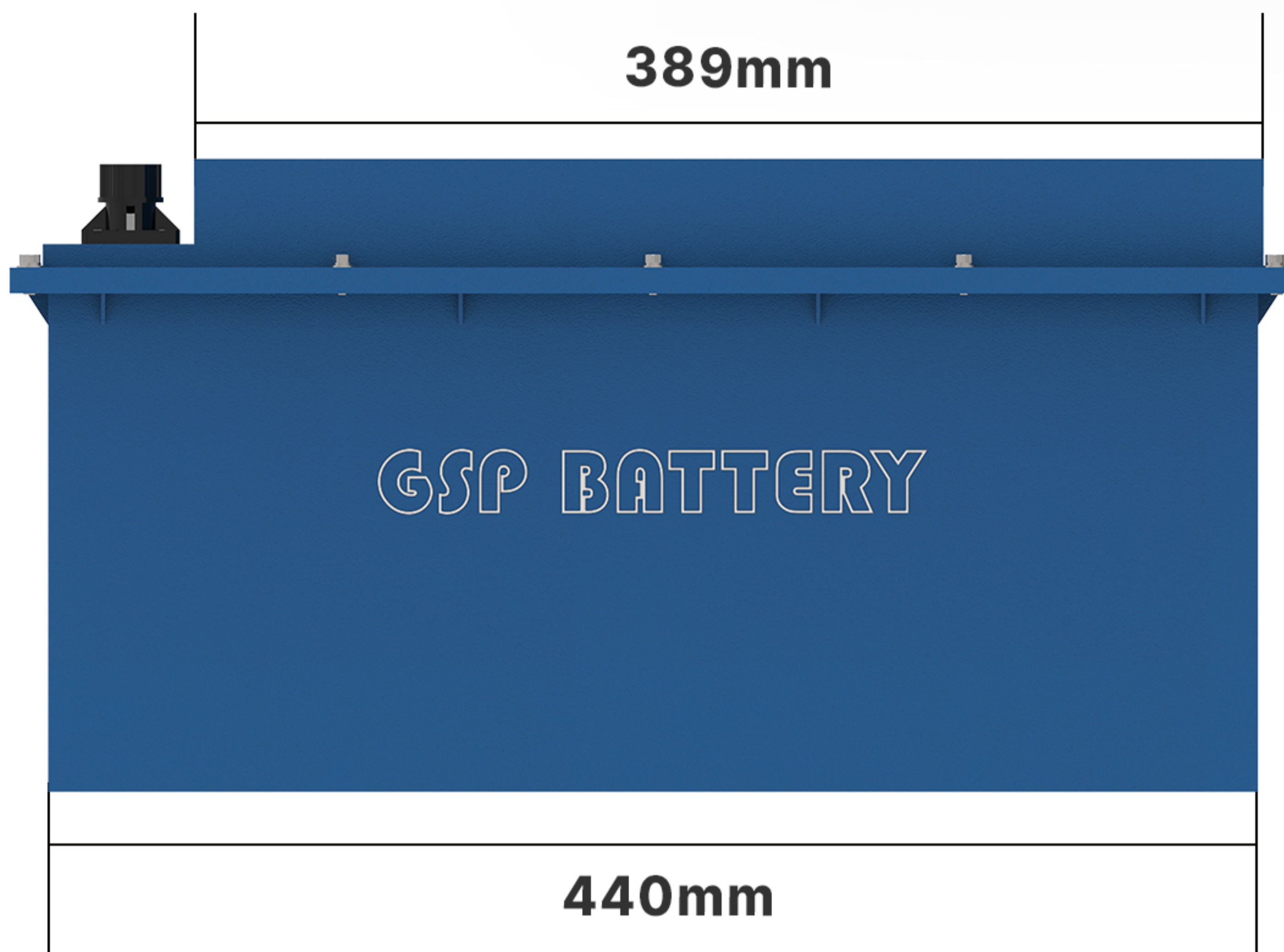


## LiFePO4 Battery XP 24V P300A-BG

### Dimension



- Width : 328mm**
- Width (without Mating Surface) : 304mm**
- Length : 468mm**
- Length (without Mating Surface) : 440mm**
- Height : 230mm**
- Weight : About 70 ± 1kg**



## Specification

\* Labels and some designs may vary depending on the manufacturing period.

<b>Model</b>	<b>XP 24V P300A-BG</b>
<b>Application</b>	<b>Vehicle Parked Start / Logistics Device</b>
<b>Cell Type</b>	<b>LiFePO4</b>
<b>Nominal Voltage</b>	<b>25.6V</b>
<b>Nominal Capacity</b>	<b>300Ah / 7,680Wh</b>
<b>Battery Management System(BMS) Board</b>	<b>300A</b>
<b>Recommended Charge Voltage</b>	<b>29.2V</b>
<b>Recommended Charge Current</b>	<b>300A</b>
<b>Max. Charge Current</b>	<b>300A</b>
<b>Max. Discharge Current</b>	<b>350A 1S</b>
<b>Charge Temperature</b>	<b>0°C ~ 45°C</b>
<b>Discharge Temperature</b>	<b>-20°C ~ 60°C</b>
<b>Communication Mode</b>	<b>Bluetooth</b>
<b>Safety &amp; Smart Management</b>	<b>Built-in GPS tracker / Emergency Start Function</b>
<b>Protection Class</b>	<b>IP65</b>
<b>Housing Material</b>	<b>Steel</b>
<b>Product Dimension</b>	<b>328 X 468 X 230 mm</b>
<b>Product Weight</b>	<b>About 70 ± 1kg</b>